

GENERAL NOTES:

DITCH WIDTH SHALL EXTEND A MINIMUM OF ONE AND ONE-HALF FT. (1 1/2') FROM THE EDGES.

REPLACED BASE MATERIAL OVER TRENCH SHALL BE TWICE THE THICKNESS OF THE BASE. (MINIMUM THICKNESS OF 8 INCHES).

BASE MATERIAL SHALL BE PLACED IN TWO OR THREE LAYERS AND EACH LAYER THOROUGHLY ROLLED OR TAMPED.

ASPHALTIC CONCRETE PAVEMENT JOINTS SHALL BE MECHANICALLY SAWED.

ALL JOINTS TO BE SQUARED TO THE EXISTING EDGE OF CURB AND/ OR PAVEMENT, AND TACK COATED PER DETAIL.

TOP COURSE SURFACE REPLACEMENT SHALL EXTEND A MINIMUM OF ONE FOOT (1') FROM THE EDGES OF THE OPEN CUT ONTO THE ROAD BASE..

TOP COURSE REPLACEMENT SHALL BE MINIMUM OF TWO INCHES (2") OF ASPHALTIC CONCRETE.

FLEXIBLE PAVEMENT AND TRENCH LIMITS DETAIL

SCALE: N.T.S.

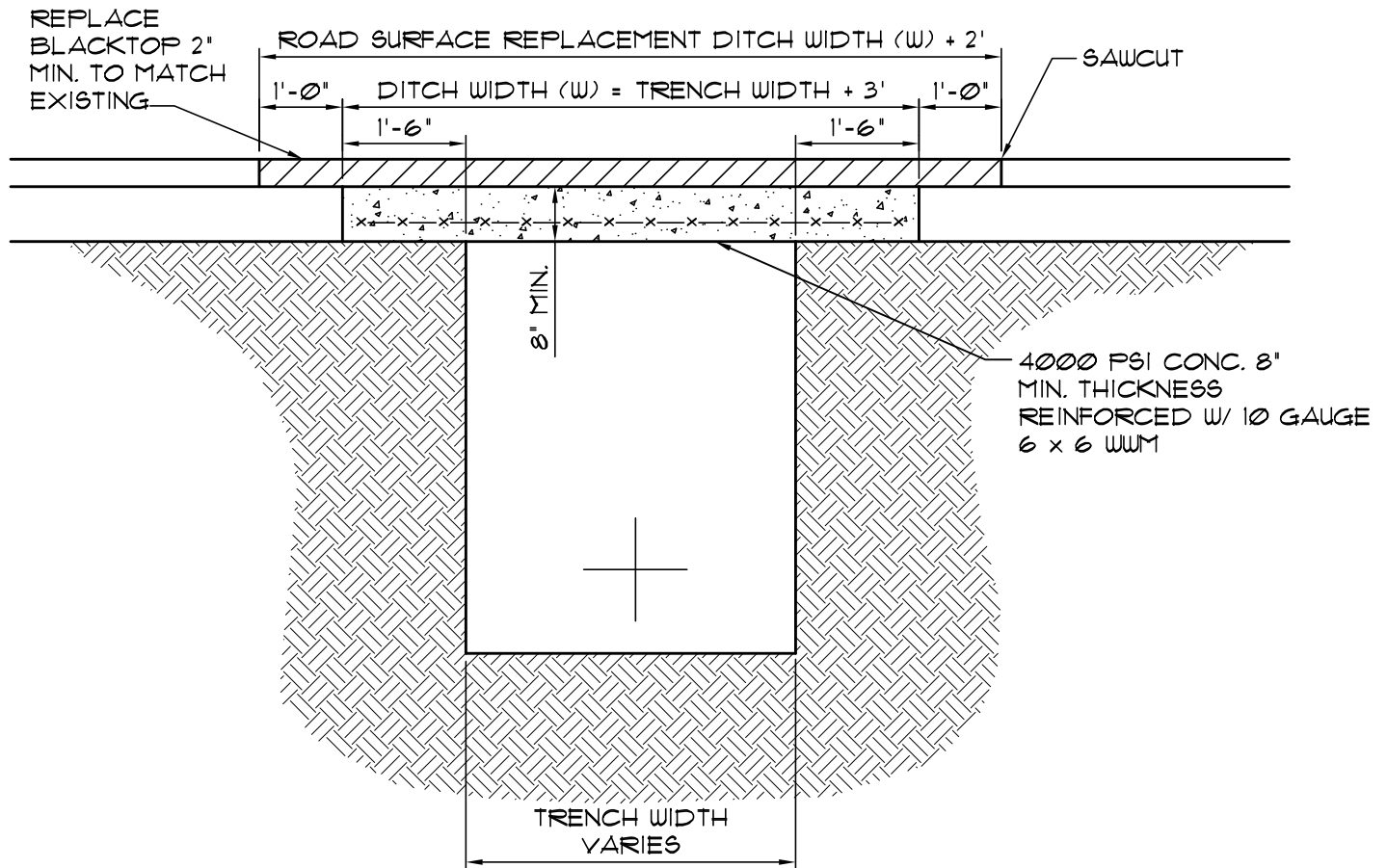
CITY OF POUGHKEEPSIE
 ENGINEERING DEPARTMENT
 62 CIVIC CENTER PLAZA
 POUGHKEEPSIE, NY 12601

FILE NO.: 001-DET
 DATE: 2-27-12
 SCALE: AS NOTED
 DRAWN BY: JP

FLEXIBLE
 PAVEMENT
 DETAIL

1

PAGE NO.



NOTE:

CONTRACTOR TO PROVIDE ALL NECESSARY PLATING TO FACILITATE CONCRETE CURING OPERATIONS

RIGID PAVEMENT AND TRENCH LIMITS DETAIL

SCALE: N.T.S.

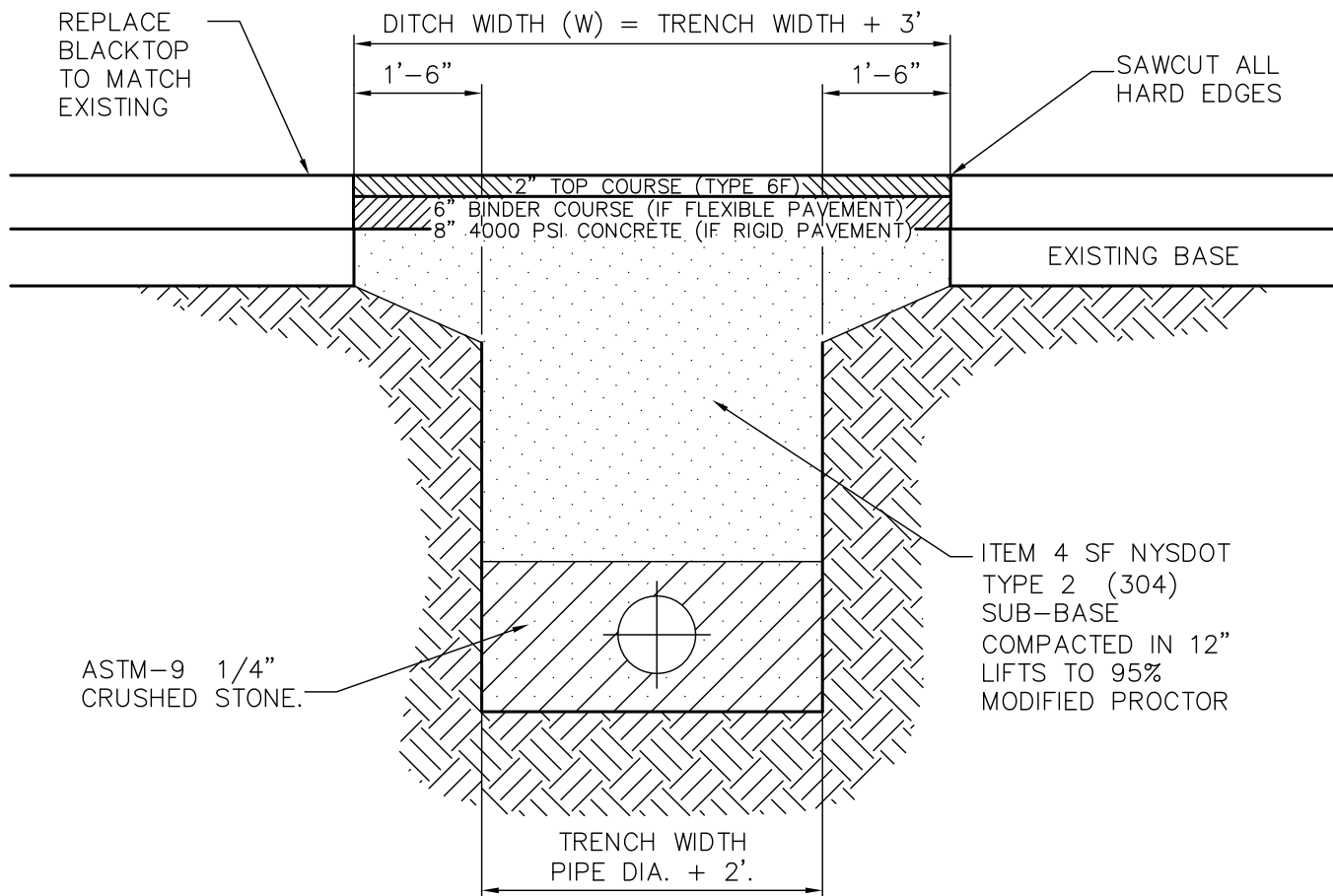
CITY OF POUGHKEEPSIE
 ENGINEERING DEPARTMENT
 62 CIVIC CENTER PLAZA
 POUGHKEEPSIE, NY 12601

FILE NO.: 001-DET
 DATE: 5-16-00
 SCALE: AS NOTED
 DRAWN BY: JP

RIGID
 PAVEMENT
 DETAIL

1

PAGE NO.



UTILITY TRENCH DETAIL IN PUBLIC R.O.W.

SCALE: 1/4" = 1'-0"

NOTES:

1. DITCH WIDTH SHALL EXTEND A MINIMUM OF ONE AND ONE-HALF FT. FROM THE EDGES OF THE TRENCH.
2. REPLACED BASE MATERIAL OVER TRENCH SHALL BE ITEM 4 COMPACTED IN 12" LIFTS.
3. PIPE BEDDING SHALL BE A MINIMUM OF 6" ABOVE AND BELOW PIPE
4. ALL JOINTS SHALL BE MECHANICALLY SAWED.
5. ALL JOINTS SHALL BE SQUARED TO THE EXISTING EDGE OF CURB AND/OR PAVEMENT, AND TACK COATED PER DETAIL.
6. ROAD SURFACE REPLACEMENT SHALL BE MINIMUM OF SIX INCHES OF ASPHALIC CONCRETE.
7. BINDER COURSE ASPHALT PAVEMENT TO BE PLACED IN TWO LIFTS.

**CITY OF POUGHKEEPSIE
ENGINEERING DEPARTMENT**

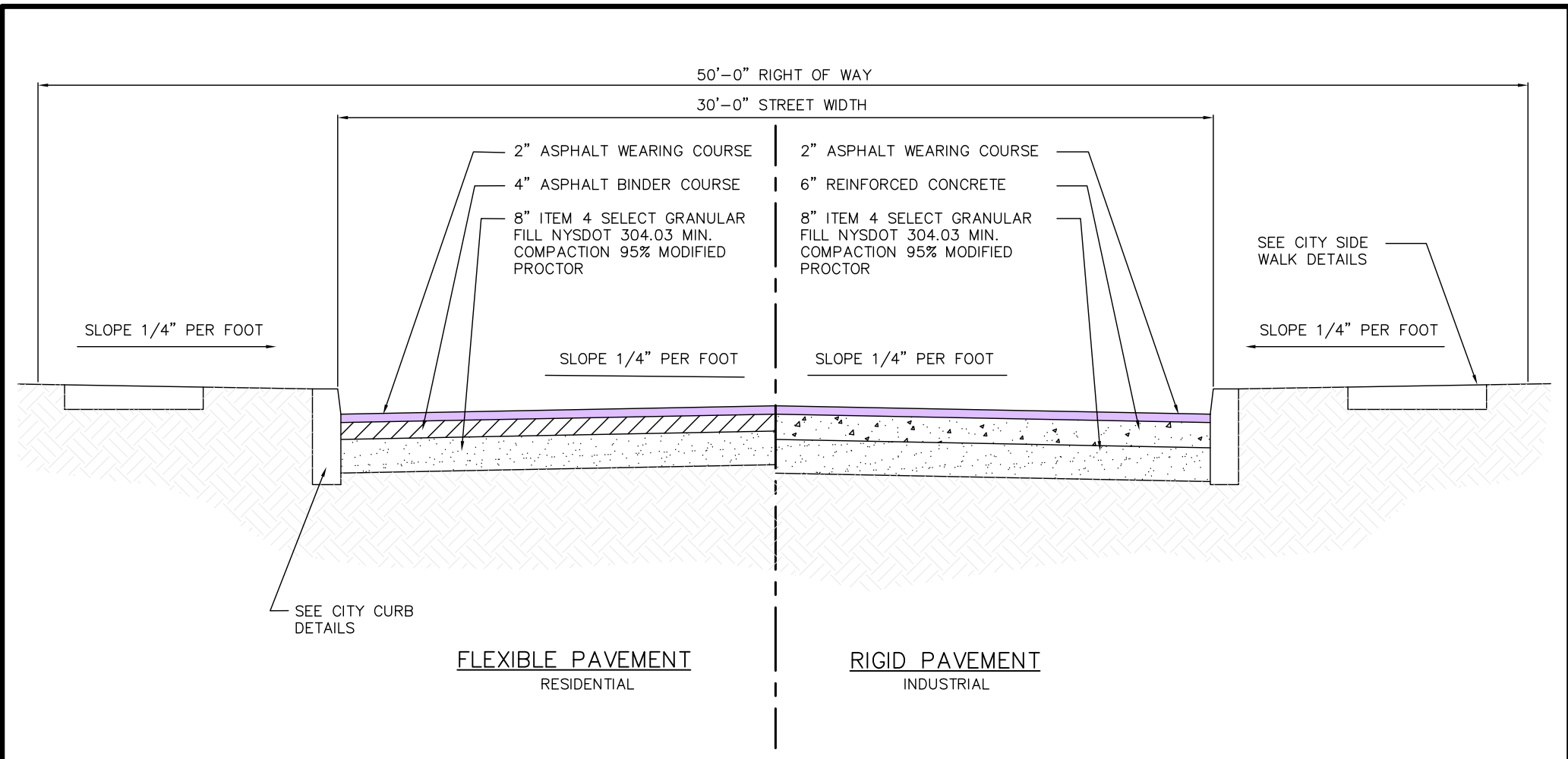
62 CIVIC CENTER PLAZA
POUGHKEEPSIE, NY 12601

PROJECT:	LSRP
DATE:	10-30-2018
SCALE:	NTS
DRAWN BY:	JAC

**TRENCH AND
PAVEMENT
DETAIL**

4

PAGE NO.



TYPICAL STREET SECTION

SCALE: N.T.S.

FILE: *.DWG

DATE: 06-04-2009

SCALE: AS NOTED

DRAWN BY: JP

TYPICAL STREET SECTION

**CITY OF POUGHKEEPSIE
ENGINEERING DEPARTMENT**
62 CIVIC CENTER PLAZA
POUGHKEEPSIE, NY 12601

1

PAGE NO.